

EclExpo Flood300VW

300W asymmetric LED floodlight, with Variable White CCT 2,700K - 6,500K

ORDER CODE: **ECLEXPFL300VW**



The **EclExpo Flood300VW** is a variable white LED Floodlight, designed for exhibitions and showrooms, as a high-quality LED replacement of traditional tungsten, CDM or HMI asymmetric luminaires. The **EclExpo Flood300VW** has a 300W LED source, with variable white ranging from 2,700K to 6,500K, and an outstanding lumen output with high-scoring CRI levels (>95), TM-30, R9. Combined with a reflector, it has a wide asymmetric beam angle of 100° (Horizontal) x 60° (Vertical) of indirect light emission. This unit is incredibly user-friendly, using remote control via DMX and RDM (optional W-DMX + CRMX), or intuitive stand-alone operation through an on-board display and two rotatory knobs CCT and dimmer settings. Its unique design and performance set a new standard for exhibition floodlights.

MAIN FEATURES

- 300W Variable White LED source, from 2,700K to 6,500K
- Asymmetric beam angle of 100° (horizontal) x 60° (vertical)
- Xlr5p in/through for DMX/RDM control and communication, optional W-DMX + CRMX, Stand-Alone mode through two rotatory knobs

TECHNICAL SPECIFICATION

LIGHT SOURCE

- Source: 300 W Variable White LED
- CCT: 2.700 K - 6.500 K
- Luminous flux: @2.700K 7'690 lm; @6.500K 10'877 lm; @full 13'044 lm
- Lux: @2.700K 72 lx; @6.500K 101 lx; @full 121 lx @5 m
- CRI: 97,7 @2.700 K; 95,6 @6.500 K; 94,9 @full
- R9: 84,9 @2.700 K; 86,7 @6.500 K; 82,8 @full
- TLCI: 97 @2.700 K; 97 @6.500 K; 97 @full
- TM30 Rf: > 95 @2.700 K; > 91 @6.500 K; > 92 @full
- TM30 Rg: < 102 @2.700 K; < 102 @6.500 K; < 104 @full
- Source life expectancy: > 20.000 h

OPTICS

- Optics: asymmetrical beam reflector in pure aluminium 99,6%
- Beam angle: (H) 100° x (V) 60°

COLOUR SYSTEM

- Colour mixing: tunable white
- CCT: CCT control through dedicated DMX channel
- White presets: 2.700 K - 6.500 K
- Colour wheel: built-in white presets

DYNAMIC EFFECTS

- Control Resolution: 16-bit dimmer
- Static mode: selection of static dimmer and color temperature
- Manual mode: manual adjustment of intensity and CT from knob
- Auto mode: built-in programs with execution speed adjustment

BODY

- Body: sturdy die-cast magnesium body
- Body colour: RAL 9004
- Other: see available accessories

CONTROL

- Protocols: DMX512, RDM
- Stand Alone: 2 rotatory knobs
- DMX channels: 1 / 2 / 3 / 5 / 11 channel
- Wireless Control: optional, Lumen Radio Timo Fx DMX/RDM compatible with both CRMX (Lumen Radio) and W-DMX (Wireless DMX)
- RDM: RDM for remote monitoring and settings
- Display: Graphic User Interface
- Firmware upgrade: yes, via USB - DMX interface (UPBOX1) not included
- Master/Slave: for synchronised operation of more units linked in a chain

ELECTRONICS

- Dimmer: linear 0 ~ 100% electronic dimmer
- Dimmer curves: 4 selectable dimming modes available
- Strobe / shutter: 1 - 30 Hz, electronic
- Operating temperature: -10° ~ +45°
- Selectable PWM: 600 ~ 25.000 Hz

ELECTRICAL

- Mains power supply: 100-240V - 50/60Hz
- Max power consumption: 340 W
- Output (at 230V): 8 units on a single power line
- Power factor: > 0,97

PHYSICAL

- IP rating: 20
- Cooling: active, silent operation
- Suspension and fixing: bracket for hanging and positioning
- Signal connection: Amphenol XLR 5p IN/OUT connectors
- Power connection: Neutrik powerCON TRUE1 IN/OUT connectors
- Dimensions (WxHxD): 391x247x210 mm
- Weight: 5,1 kg

CERTIFICATIONS / APPROVALS

- Certifications / Approvals: CE, UKCA, RCM, cTUVus, FCC

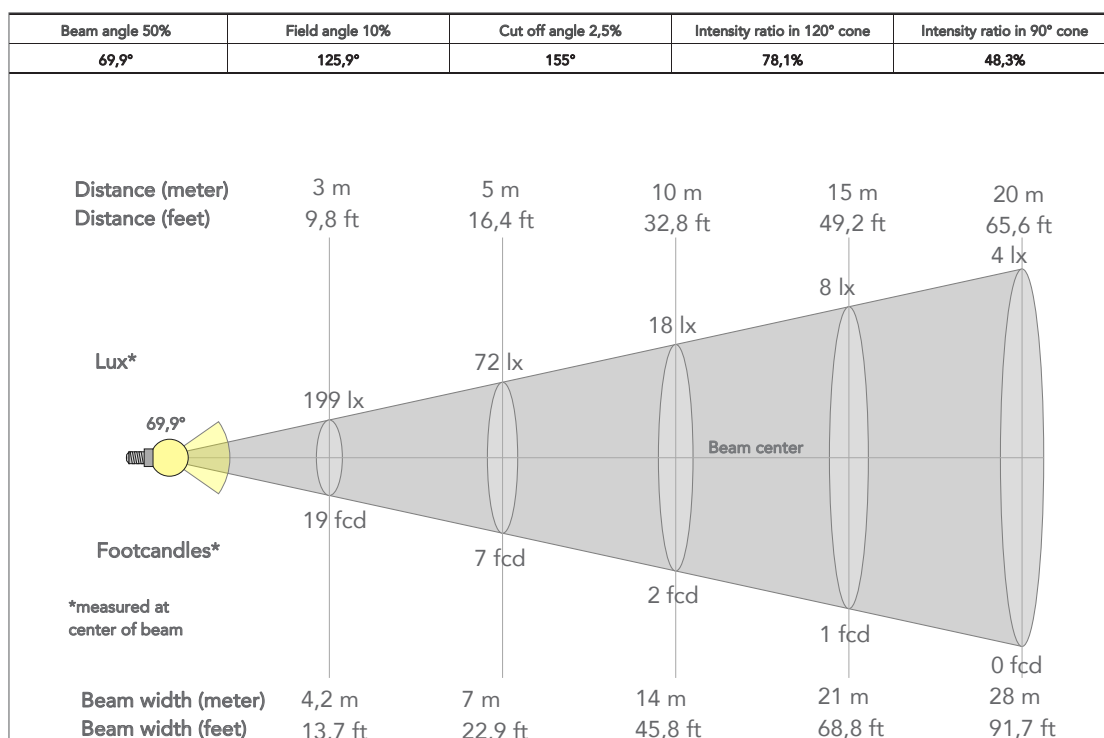
ACCESSORIES & RELATED PRODUCTS

▪ 9513FXWL03	Ass. 3x2.5mm TH07 cable, 16A 3p 230V CEE plug, MENAC3FXW socket, L.3 m
▪ 9533FXWL03	Ass. 3x2.5mm TH07 cable, SHUKO plug, MENAC3FXW socket, L.3m
▪ 958225L03	3x2.5mm TH07 Cable, 16A 3p PwCon MXW, 16A 3p PwCon FXW, L. 3m
▪ C6002B	Slim aluminum clamp, 200kg loading, 48-51mm tubes, M10 bolt, Black
▪ FCLEXPFL300	Flight case for 6 pcs of ECLEXPFL300VW
▪ RSR0630B	Steel security cable for hanging bodies, inox steel shackle, L=60 cm, black
▪ TOUR53415L03	Dmx cable HC5340. CANC5MXXLR5p->CANC5FXX XLR (f) 5p, L.3m

▪ WSBBF1G5	BlackBox F-1 G5 transmitter, 2,45GHz & 5.2/5,8 GHz, DMX/RDM, 512Ch
▪ WSBBF1G6	BlackBox F-1 G6 transrec, 512ch, 2,45GHz, DMX&RDM, Bluetooth, G3, G4, G4S, G5, CRMX
▪ WSBBR512G5	BlackBox R-512 G5 receiver 512Ch, 2,45GHz & 5.8GHz, DMX/RDM optional
▪ WSBBR512G6	BlackBox R-512 G6 receiver 512Ch, 2,45GHz, DMX&RDM, Bluetooth, G3, G4, G4S, G5, CRMX
▪ ECLEXPFL300VWFFB/W	Filter frame for ECLEXPFL300VW, black/white finishing
▪ ECLEXPFL300VWLVB/W	Anti-glare louvre for ECLEXPFL300VW, black/white finishing
▪ ECLEXPFL300VWBDB/W	Barndoor for ECLEXPFL300VW, black/white finishing
▪ ECLEXPFL300VWKB/W	Wireless kit for ECLEXPFL300VW, black/white finishing

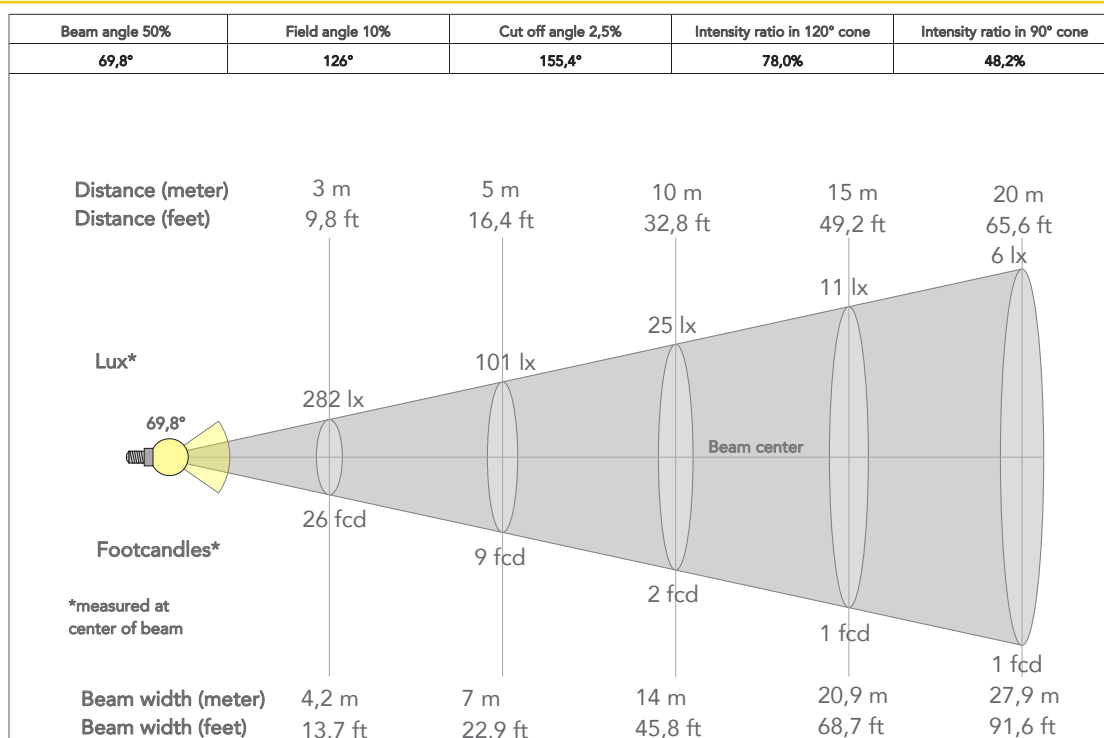
PRESET 2,700K

Beam angle 50%: 74,6°

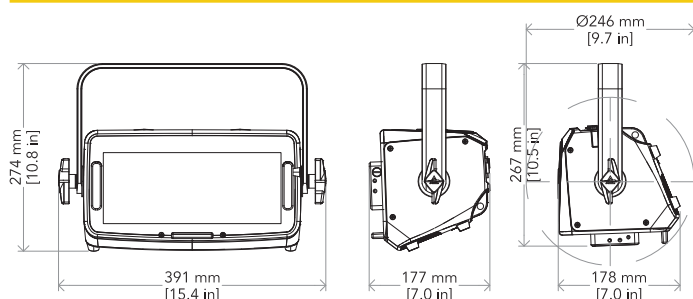


PRESET 6,500K

Beam angle 50%: 70°



TECHICAL DRAWINGS



CERTIFICATIONS / APPROVALS



Conforms to UL STD. 1573
Certified to CSA STD: C22.2 NO. 166

Visit our website
for specifications and
tech documentations

